





# 1 Actions & Interaction

Every OCS page offers *actions* to the user. These actions can be categorized into four groups, the so called *action types*:

- (  ) “**view**” – for actions that obtain information, e.g. download a paper document or view a list
- (  ) “**create**” – for actions that create new data, e.g. writing a e-mail, submitting a abstract or adding users to a conference committee
- (  ) “**edit**” – for actions that manipulate data or interact with the OCS, e.g. changing conference settings, editing your user data or changing your password
- (  ) “**delete**” – for actions that remove data, e.g. deleting a paper, revoking invitations or removing a discussion entry


Actions are presented in association to one of the four action types.

## 1.1 Action Bar

The *action bar* contains the four types of actions.



This is an action bar on a detail page, such as “**Conference Home**” or “**Paper details**”. The four icons in the action bar are *action type symbols* and represent the action types.

Each action type symbol is grey unless you hover over it. Hovering over an action type symbol will color it and display all available actions of the corresponding action type. Every action type containing at least one action has a grey arrow-symbol (  ) to indicate that it can be expanded.

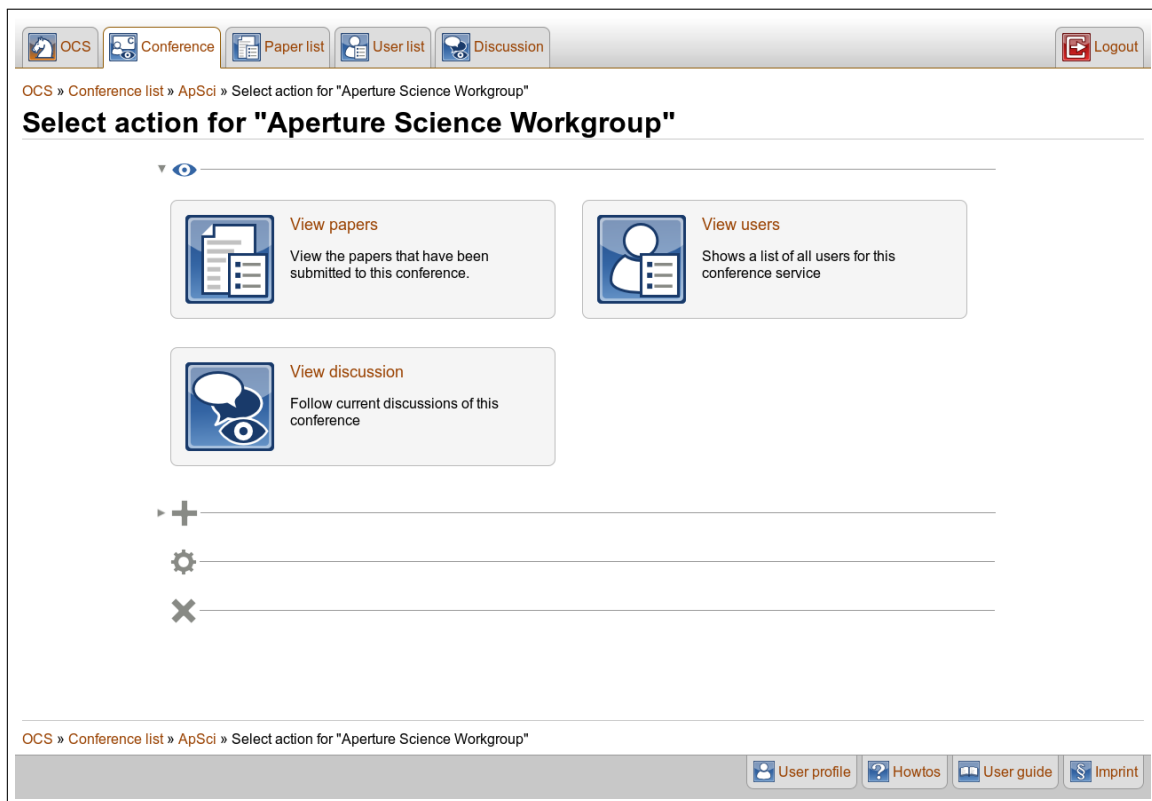


This action bar contains actions of the action type “**view**” and “**create**”. The lack of an arrow symbol indicates, that there are no actions of the action types “**edit**” and “**delete**”.

Clicking on one of the actions in the expanded bar will perform the action. Hovering over one of the actions shows its name.

## 1.2 Action Overview Page

Clicking on one of the action type symbols will take you to an overview page for all available actions of that action type. This does not work for action types that do not contain at least action.



This overview page displays every available action included in the currently viewed action type, as well as a short summary of their effects. You can switch your view to an overview of another action type by clicking either the action type symbol or the arrow-symbol ( ▶ ).

Clicking on any action will perform the action. The effect is the same as clicking an action of the action bar right away.

## 1.3 Actions in Lists

The screenshot shows the OCS interface for a 'Paper list AppCha'. At the top, there are navigation tabs for OCS, Conference, Paper list, Sessions, User list, Discussion, Submission, and Logout. Below the navigation is a breadcrumb trail: OCS » Conference list » AppCha » Paper list. The main heading is 'Paper list AppCha'. There are controls for 'Papers per page' (set to 10) and 'Filter by' (set to All papers). A search bar and 'Show results'/'Reset' buttons are also present. The main content is a table with columns for ID, Title, Authors, and Keywords. Each row has a multi-action bar with icons for eye, plus, gear, and X. A 'Global actions' bar is located below the table. At the bottom, there are links for 'User profile', 'Howtos', 'User guide', and 'Imprint'.

ID	Title	Authors	Keywords
001	Never gonna give you up	Rick Astley, David Jones, Kevin Brown, Adam Brians	never, give, up
002	Prevalence of articles with honorary authors and ghost authors in peer-reviewed medical journals	David Jones	authors, ghost authors, medicine, articles, peer-reviewed
003	Giving an example of how to upload a paper document in post-modern times	David Jones, Kevin Brown	upload, paper document, post-modern
004	The secret life of trees: How they live and why they matter	Kevin Brown, Adam Brians	secret, life, tree
005	Neurobiology of intelligence: science and ethics	Kevin Brown, David Jones	neurobiology, intelligence, science, ethics
006	Concepts of a quantum space hole	David Jones	quantum, space, hole
007	Chances of an individual to randomly pick right answers	Adam Brians	chance, random, answer

OCS pages which contain lists, for example the “**Conference list**” or – as in this example – the “**Paper list**”, use action bars for the following three different purposes:

1. for *multi actions*
2. for *single actions*
3. for *global actions*

They differ in their scope of responsibilities:

### Multi Actions

Multi actions affect multiple table rows, e.g. setting the bidding status for multiple papers or viewing the details of several papers at once. Refer to the chapter [Multi Actions](#) for more information.

### Single Actions

These actions affect only one table row, e.g. download the document of a specific paper.

### Global Actions

Global Actions do not target a particular row, for example “Submit abstract” adds a new paper entry to the list. Another example is the export functionality for “**Paper list**” and “**User list**” to e.g. Microsoft Excel. The feature refers to all objects of the list, not only to the currently selected ones.